



Meet the Teacher Meeting
Shatesburys site
Year 5 and 6

23.09.24

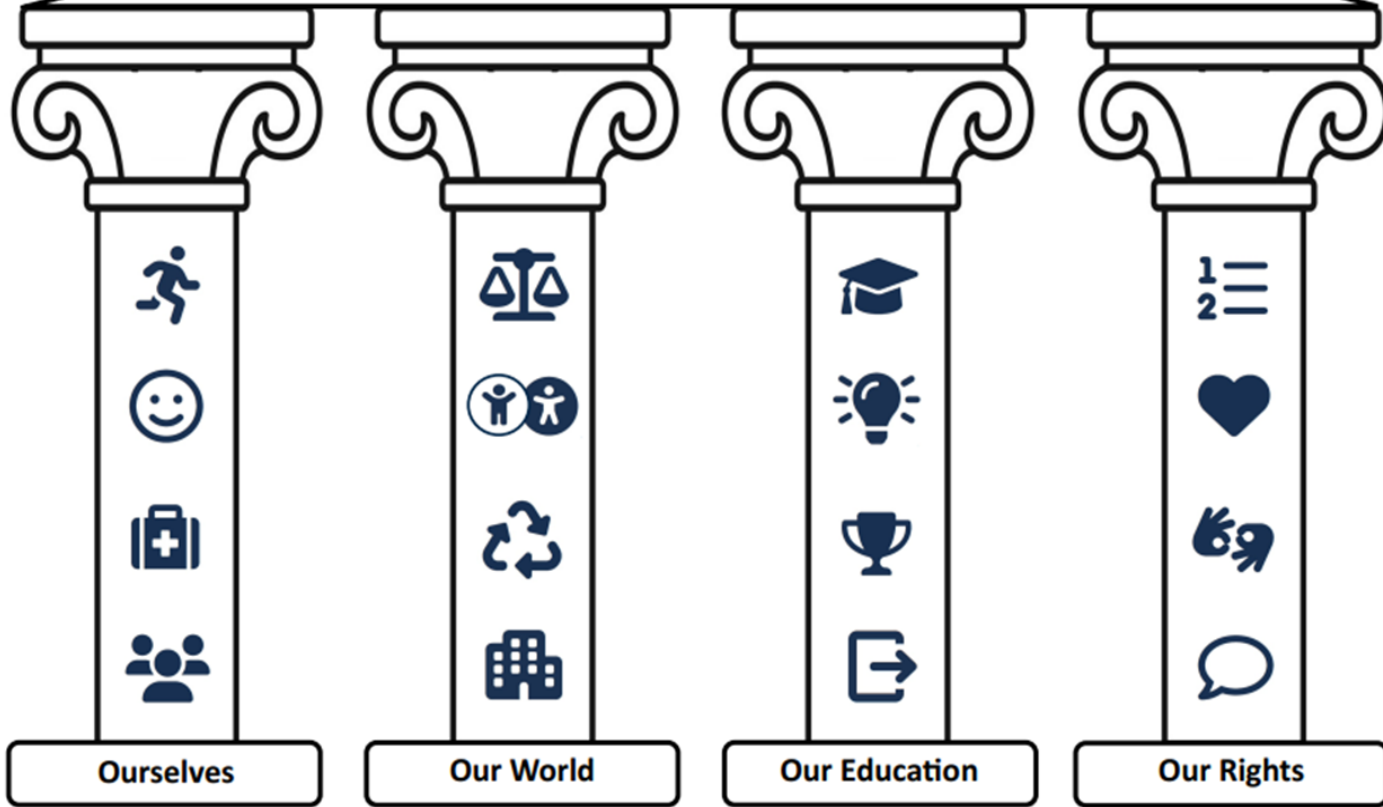
Open Door Policy

Clear systems of communication are important for us to build a positive and trusting relationship. Our open-door policy means that our parents and carers may request to see a member of staff at any time to discuss their ideas and concerns. All class teachers are available at the end of the school day.

If a parent/ carer needs further clarification, they can speak to the class teacher or email any Senior member of staff through the school email address or visit the school office to arrange a meeting.

- o Ms Ferreira – Assistant Headteacher Years 5 and 6*
- o www.gascoigneprimaryschool.co.uk/children/year_group/pages/Year*
- o Termly Curriculum Newsletter*

The Gascoigne Treasures



Gascoigne Primary School

Classroom Expectations

Pupils

- o independent learners
- o responsible for their work
- o take responsibility for their actions
- o work together as a team
- o apply higher order thinking skills throughout the day
- o always work to the best of their ability

Kind HEARTS

All pupils are expected to do their personal best at all times

Honesty

Everyone Valued

Aspirations

Respect

Teamwork

Strengths



Celebrating Kind HEARTS

All staff in the school will be looking to celebrate children demonstrating the Kind HEARTS values.

We will award a 'thumbs-up' point to children.

We will award badges and celebrate children gaining the thumbs-up points.


You can see how many points your child has earned at home by logging into the Marvellous me app.



Timetable

Shaftesburys Site

- o 8:40 - 8:50 Spelling Practice
- o 8:50 –9:30 Whole Class Reading
- o 9:30 –10:25 Writing
- o 10:25-10:40 Break
- o 10:40 –11:40 Maths
- o 11:40 - 11:50 Fluent in Five
- o 11:50 – 12:45 Lunch
- o 12:45 – 12:55 Collective Worship
- o 1:05 - 3:05 Foundation Subjects
- o 3:05 – 3:20 Read Aloud / SSC
- o 3:20 End of day



National Curriculum

English – Reading & Writing

Reading

- o Whole Class Reading, Read Aloud

Writing

- o Handwriting
- o Spelling
- o Grammar
- o Genres – Recount, Persuasion, Discussion, Narrative, Poetry, Non Chronological Reports, Explanation

<https://www.gov.uk/government/publications/national-curriculum-in-england-english-programmes-of-study/national-curriculum-in-england-english-programmes-of-study>



English programmes of study: key stages 1 and 2

National curriculum in England

September 2013

National Curriculum

Mathematics

- o Place value
- o Addition, Subtraction, Multiplication & Division
- o Fractions, Decimals & Percentages
- o Measurements, Geometry & Statistics

Science

- o Forces & Magnets
- o Rocks & soils
- o Light
- o Animals including Humans
- o Plants



**Mathematics
programmes of study:
key stages 1 and 2**
National curriculum in England

September 2013



**Science programmes
of study: key stages
1 and 2**
National curriculum in England

September 2013

Wider Curriculum

Foundation Subjects

- o PSHE
- o History
- o Geography
- o Religious Education
- o Computing
- o Design Technology
- o Art
- o Music
- o PE
- o French (KS2)

The national curriculum in England

Key stages 1 and 2 framework document

Home Learning

- o A quiet area to complete any homework, with no TV on.
- o Reading, Spelling, Grammar, Handwriting & Times Tables Practice should be completed on a nightly basis.
- o Home Learning is handed out and returned on **Friday**. (Reading, Mymaths, TT Rockstar, spelling and handwriting and grammar) and must be completed during the week. In addition, teachers will give additional homework if they identify further gaps in children's knowledge.
- o Please ensure the children have plenty of time to complete their home learning.

Online Platforms

o Login:

o Password:



o Login:

o Password:




o Login:

o Password:



o Login:

o Password:



Reading Books

In school:

- o Daily whole class reading & read aloud
- o Reading Champions



At home:

- o Book Bag Books-Coloured Band books
- o Individual reading books to be read and reviewed
- o Oxford Owl – Online Reading
- o Bug Club-Online Reading
- o Do hear your child read every day-little and often is more beneficial than a long session once a week.
- o Write comments about their reading behaviours, some of the strategies they used to help them read and their understanding in the comment box and sign.





Coloured Band Books

Band	Colour	School / Year Group Expectation
11	Lime	End of Year 3
10	White	End of Year 2
9	Gold	
8	Purple	
7	Turquoise	
6	Orange	End of Year 1
5	Green	
4	Blue	
3	Yellow	End of Reception
2	Red	
1B	Pink	End of Nursery
1A	Lilac	

The chart shows the Book Bands expectations for children in primary phase. The expectations in Year 3 is for all pupils to become a free reader. By the end of year 3 children should be at lime, beyond lime they will be a free reader.

Daily Reading

- o It is expected that children read at least **20 minutes every day** and if possible, with an adult.
- o Pupils reading behaviours and strategies must be recorded daily and signed everyday by a parent or carer.
- o Pupils are responsible for looking after their reading record.



BOOK BAGS-every child **MUST** come to school daily with their bag.

What stays in the bags daily?

- o Book Bag Books-coloured band reading books
- o Individual reading book
- o Library book
- o Reading diary/journal
- o Home Learning Book



- ❖ *Teachers select and read books in the children's bags with them daily to check their reading skills and understanding of the text.*
- ❖ *Children also read the books inside their bags whilst in school during reading sessions.*

Class Assembly

- o Every class prepares an assembly to present to their parents and the rest of the school once a year
- o This may be about topics they have been studying or a book they have read
- o Parents are invited to watch
- o During the assembly parents can contribute to the assembly topic discussions or ask the children questions
- o Information about your child's class assembly will be shared with you closer to the time.

Beautiful Outcome

- o An event to showcase and celebrate skills and character development developed during the half term
- o Pupil's intention is to give back to the community
- o Celebrated every half term
- o Invitation for parents to join will be confirmed

Uniform

Please ensure this is **worn correctly at all times** and is **clearly named**.

School uniform: consists of black or grey trousers, white shirt or polo shirt, Royal Blue sweatshirt or cardigan, socks must be white, black or blue, navy blue or blue gingham dresses, Black shoes or trainers.

PE Kit: wear a plain white Tee-shirt, black shorts/track suit bottoms/leggings and plimsoles/trainers. Children should not bring Tee-shirts with logos. White Tee-shirts are readily available in Barking Market or Primark for very reasonable prices.

Important: No jewellery (including earrings or nail varnish). A simple analogue watch may be worn from Year 3 upwards. Long hair needs to be tied back.

Please note:

- ✓ Name Labels in all items of clothing, including shoes, jumpers and coats
- ✓ No big hair accessories, e.g. big bows

(Add) class PE Day : (add day)



PE Kit

- o **PE Kit:** wear a plain white Tee-shirt, black shorts/track suit bottoms/leggings and plimsoles/trainers.
- o Children should not bring Tee-shirts with logos. White Tee-shirts are readily available in Barking Market or Primark for very reasonable prices.
- o Pupils need to bring their PE kit in on a Monday and take it home on a Friday.



Attendance and Punctuality

Phone on the first day informing of reasons 0208 2704291

Attendance

Pupils should aim for 100% attendance. If your child is not in school, they miss out on their learning and this will have an impact on their education. Appointments for doctors and dentist should wherever possible be made outside of the school day.



Punctuality (Gascoigne Road site)

Children should be in school by 8:45a.m. ready to go into class at 8:50a.m. Lessons start at 8:50a.m. School day finishes at 3:30p.m.

How can you help?

- o Strong Parent/ Teacher communication
- o Contact us if there are any queries or concerns
- o Please check that your child completes their home learning
- o Review taught concepts on a regular basis
- o Purchase the CGP revision bundle for your child
- o Return all forms and reply slips in a timely manner
- o Sign up to Weduc to receive communications from the school
- o Sign up to volunteer at the school
- o Attend all parent teacher meetings
- o Ask your child about his or her day.


If you need further support with your child's home learning, please contact Mrs Coffie- ecoffie@gascoigne.co.uk (Parent and Community Partnerships)

Issues or Concerns

- o Contact the class teacher immediately, by sending in a note or contacting the school. Teachers are also available after school in the playground.
- o You can also request a meeting with your child's class teacher after school, for a time that is suitable for both.
- o If you still feel the issue has not been resolved you can contact the phase Assistant Headteacher (add) to make an appointment. T: 0208 2704291

ART

Please ensure your child brings in an old t-shirt or shirt that they can use during art lessons. This would be disposed of at the end of the year.



Educational Visits

- We are currently reviewing possible venues to support the learning of topics for this academic year.
- Parentpay
- Parent /Carers will be notified in writing.
- DBS Checks.



If you would like to volunteer during trips, please let the class teacher know!

Packed Lunch and Water

It is important that packed lunches provide a healthy and balanced lunch.



A healthy packed lunch should contain:

- o Starchy foods (bread, rice, potatoes, pasta, bagels, pitta bread, wraps, baguettes, etc)
- o Protein foods (including meat, fish, eggs, beans)
- o A dairy item – this could be cheese or yogurt
- o Vegetables or salad and a portion of fruit
- o Drinks for a packed lunch may be in a plastic bottle (water)

Please ensure that your child's packed lunchbox and water bottle has their name clearly marked on it (outside).

Birthdays- As we are a **Healthy school** only Fruits, vegetables and salads are permitted.

Next Curriculum Workshops

Phonics

Reading

Writing

Maths

Internet safety

Times: 9:00-10:15am/2:00-3:15pm

More information to follow

Upcoming Events

- o Reading Day
- o Black history Month Celebrations
- o Cultural Day
- o Harvest Celebration
- o Housing advise during Coffee morning with FLPs on **6th November 2024**
- o Children In Need
- o Christmas Bazaar
- o Christmas Carols Outdoors

More information will be shared soon

Parent Volunteers

- o We welcome all parents to join our Parent Volunteer list to support our school projects
- o Parents can read to pupils, support learning in class, trips, help with the environment, for example, painting, carpentry, displays, gardening, clubs etc
- o **Please visit the school office for more information**

Parent Voice

- o Parent Surveys
- o Parent Post-Its
- o Parent-Teacher Communication
- o Face to Face
- o Text messaging
- o Email

Pupil Premium Funding

What is the Pupil Premium?

Pupil Premium refers to funding given to schools to provide additional educational support to boost learning and achievement of pupils who may receive certain benefits or come from low income families.

Please complete a form and hand in to the office.

Primary schools are given PP for:

- o Children in Reception to Year 6 who are **currently entitled to free school meals** based on their family income.
- o Children in Reception to Year 6 who were **previously entitled to benefits-based free school meals, even if they're no longer eligible.**
- o Children in care or previously in care who have been adopted, or who have a special guardianship order, a child arrangements order or a residence order.
- o Children recorded as being from service families:

Your contact details



Please ensure that the office have your most **up to date contact information**. If there is a change in details you must inform the office as soon as possible.

0208 270 4291 / 2



THANK YOU

Any questions?