




Welcome to Year 1 Parents Phonics Screening Check Meeting

2019 national curriculum assessments

Key stage 1

Phonics screening check

Pupils' materials



Practice sheet: Real words

in

at

beg

sum

Practice sheet: Pseudo words

ot

vap

osk

ect



Date: 21.01.25

Led by Mrs Coffie (Assistant Headteacher)

Agenda

- What is it?
- How is it scored?
- How would it be reported?
- What happens if your child doesn't pass?
- How is the school preparing pupils?
- How can parents help their children prepare at home?
- Q&A time

Reading Change Everything

Teach a child to read and keep that child reading and we will change everything.

And I mean everything.

Jeanette Winterson

Phonics/Reading in Year 1



- Daily 45minutes Phonics teaching and learning
- Daily phonics interventions -1:1tutoring for targeted pupils
- Daily Whole Class Reading(WCR)-45minutes
- Daily Read Aloud sessions-15mins
- Daily whole class interventions- teaching to read longer words
- RWI Phonics videos shared with children every Friday-Weduc, Marvellous Me
- Oxford Owl story books
- BUG club online reading
- Book bag books-black and white books, story books
- Library books
- Regular assessments to challenge them further and close identified gaps
- **Additional interventions to prepare for the checks-daily fast-paced 5 minutes blast in the morning and 10 minutes blast in the afternoon**



Phonics lessons

Complex Speed Sounds

Consonant sounds

f	l	m	n	r	s	v	z	sh	th	ng
ff	ll	mm	nn	rr	ss	ve	zz	ti		nk
ph	le	mb	kn	wr	se		s	ci		
					ce		se			

b	c	d	g	h	j	p	qu	t	w	x	y	ch
bb	k	dd	gg		g	pp		tt	wh			tch
	ck				ge							
	ch				dge							

Vowel sounds

a	e	i	o	u	ay	ee	igh	ow
	ea				a-e	y	i-e	o-e
					ai	ea	ie	oa
						e	i	o
							y	

oo	oo	ar	or	air	ir	ou	oy	ire	ear	ure
u-e			oor	are	ur	ow	oi			
ue			ore		er					
ew			aw							
			au							

Read Write Inc. Phonics

ea cup of tea	oi spoil the boy			
a-e make a cake	i-e ride a bike	o-e phone home	u-e huge brute	aw yawn at dawn
are care and share	ur nurse with a purse	er a better letter	ow brown cow	ai snail in the rain
oa goat in a boat	ew chew the stew	ire fire, fire!	ear hear with your ear	ure sure it's pure

ship

teb

ched

I	the
you	your
said	was

model	forest	tantrum	umbrella
wishing	standing	address	spelling
panic	second	ketchup	napkin

racket	din
hullabaloo	ear-splitting
limp	shuffle

What is Phonics Screening Check?

- The Phonics Screening Check is a word reading test at the end of year 1.
- Children read **40** words.


Who is it for?



All children in Year 1 throughout the country will be taking part in a phonics screening check in June.

Why do the children have to be tested?

The Phonics Screening Check is designed to confirm whether individual children have learned phonic decoding and blending skills to an appropriate standard.



When is the test?



The test will start week beginning **Monday 9th June 2025.**


Please ensure that your child is in school during this week and on time.

June 2025						
M	T	W	T	F	S	S
						1
2	3	4	5	6	7	8
9	10	11	12	13	14	15
16	17	18	19	20	21	22
23	24	25	26	27	28	29
30						

Monday 9th Jun 2025

The Test

baim		rain
thrayd		pray
strabe		cane
vaink		waiting
chayp		delay
whape		cupcake
braig		portrait
envay		spray
splake		graze



day

slide

newt

phone

- The test contains 40 words. They consist of a list of **20 Real words** and **20 Nonsense words** (alien words)
- The Nonsense words are shown with pictures of aliens so that the children will know they are nonsense words
- Each child will sit one-to-one and read each word aloud to their adult
- The test takes approximately 10 minutes, but the screening takes as long as the child needs

What are Nonsense or alien words?



hain



broy













clowp



rawg

- These are words that are phonically decodable but are not actual or words with an associated meaning. Example brip, snorb.
- Nonsense words are included in the check specifically to assess whether your child can decode a word using phonics skills and not their memory.

 bip	 veen
 mav	 drap
 ind	 frem
 teg	 quorg
 poth	 cloist

What happens if a child struggles with the screening check?

- The screening check will identify children who have phonic decoding skills below the expected level for end of Year 1 and for those who need support.
- The school will provide extra help for children who do not pass the checks to prepare them to re-take the test in Year 2.

Is there a pass mark?

- ▶ The check is not about passing or failing but checking that appropriate progress is being made.
- ▶ It ensures that teachers understand which children need support with decoding.
- ▶ If children do not reach the required standard, then the teacher will be in touch with parents to discuss plans and offer additional needed support to ensure that your child can catch up.
- ▶ In previous tests, 32/40 indicates that the child is working at the expected standard. It may change this year.

How would the results of the screening be used?

- The school will inform you of your child's progress in Phonics and how he or she has performed in the screening Check towards the end of the summer term in July.
- The school will also report your child's results to the Local Authority.

Let's watch a summary of the test

<https://www.gov.uk/government/publications/phonics-screening-check-2024-materials>

<https://www.youtube.com/watch?v=W3ImrUwhzHc>

How can you help your child at home?

Reading aloud to your children is a gift that will last a lifetime.

By Maya Angelou, author and poet





How can you help your child at home?



- Practise reading sounds speedily.
- Help your child to use 'Special Friends', 'Fred Talk' to read words.
- Watch the Virtual Classroom clips together.
- Ask class teachers for more books to read
- Visit libraries
- Let your child see you enjoy reading. They are influenced by you and what you do! Immerse your child in a love of reading.

Phonics games and stories

- Ruth Miskin Parents' Page: <https://www.ruthmiskin.com/parents/>
- Ruth Miskin Facebook: <https://www.facebook.com/miskin.education>
- Free e-books for home reading: <http://www.oxfordowl.co.uk/Reading/>
- <https://www.ruthmiskin.com/en/find-out-more/parents/#lg=1&slide=0>
- [https://www.oxfordowl.co.uk/for-home/advice-for-parents/reading-at-home/phonics made-easy/](https://www.oxfordowl.co.uk/for-home/advice-for-parents/reading-at-home/phonics-made-easy/)
- <http://www.ictgames.com/literacy.html>
- <https://www.bbc.co.uk/bitesize/subjects/zgkw2hv/year/zjpqqp3>
- http://bogglesworldesl.com/phonics_monsters.htm

<https://www.ruthmiskin.com/parentsandcarers/>

Parents and Carers

Read Write Inc. Phonics - Learning to read at home

Parent and Carer films

The films below show parents and carers how we teach children to read and write with *Read Write Inc.* Phonics.

If your child is in a school that teaches *Read Write Inc.* or if you have bought a parent pack, the films will help you and your child practise together at home.

If you have a question for us, please get in touch via our [Facebook](#) or [Twitter](#) pages and subscribe to our [YouTube](#) channel.

Parent and carer films

17 Videos

- ▶ [How Read Write Inc. phonics works - a parent/c...](#) 2:47
- ▶ [Understanding how phonics works for parents](#) 2:58
- ▶ [How to help your child learn the Read Write Inc...](#) 2:45
- ▶ [What to expect from the phonics screening chec...](#) 1:52
- ▶ [Parents: how to listen to your child read a Read...](#) 2:25
- ▶ [Why read to your child?](#) 2:08
- ▶ [10 things to think about when you read to your ...](#) 2:04



<https://www.ruthmiskin.com/programmes/phonics/phonics-screening-check/>



[Home](#) [About Us](#) [School Portal](#) [Training](#) [Trusts](#) [English Hubs](#) [SEND](#) [Parents And Carers](#) [International](#)

Phonics Screening Check

Spotlight on the
Phonics Screening Check
How to make the **biggest** difference.

The banner features a spotlight effect on the left side, illuminating the text. In the bottom left corner, there is a logo for "Read Write Inc. Phonics" with "Read Write Inc." in yellow and "Phonics" in white on a blue background.

Most importantly.....

**DO NOT put pressure on your
child.**

Make their learning fun!

Thank you.

Question time

